



**8 MM OVERALL
THICKNESS**

- 1.5 MM IXPE pad attached
- 8.87" x 60" and 9.38" x 60" planks with a four-sided medium bevel
- 20 mil scratch resistant urethane wear layer
- 5G Välinge click for ease of installation
- Visuals in varying wood species available including oak, hickory, maple and pecan



WATERPROOF

- Install on, above or below grade
- Surface textures include handscraped and EIR
- Limited lifetime residential warranty, limited 10-year commercial warranty
- Superior comfort underfoot and quieter than thinner products
- Expanded molding selection available



**LIMITED LIFETIME
RESIDENTIAL WARRANTY**

Prime Premium
WPC LUXURY VINYL PLANK

8.67" x 60"

22.12 ft²/ctn 72 ctn/plt 1592.64 ft²/plt



Aged Pecan
CHFPPC-AGP



Amber Eyes
CHFPPC-ABE



Beautiful Beige
CHFPPC-BTB




Brown Derby
CHFPPC-BTB



Camelback
CHFPPC-CLB



Castle Rock
CHFPPC-CTR



Classic Hickory
CHFPPC-CSH




Cloud Nine
CHFPPC-CDN



Coastal Range
CHFPPC-CDN




Crystal Cove
CHFPPC-CRC




Dark Roast
CHFPPC-DRT



Down to Earth
CHFPPC-DTE



Driftwood
CHFPPC-DRW



Family Tree
CHFPPC-FLT



Half Moon Bay
CHFPPC-HMB

8.67" x 60"

22.12 ft²/ctn 72 ctn/plt 1592.64 ft²/plt



Memory Lane
CHFPPC-MRL



Nature's Way
CHFPPC-NATW



Ocean Retreat
CHFPPC-ONR



Picture Perfect
CHFPPC-PTP



Reclaimed Barnwood
CHFPPC-RCB



Seaside Village
CHFPPC-SDV



Spot On
CHFPPC-SPO



Time Capsule
CHFPPC-TMC



Walnut Grove
CHFPPC-WNG



Washed Maple
CHFPPC-WAM

9.38" x 60"

23.39 ft²/ctn 72 ctn/plt 1684.08 ft²/plt



Enchanted Forest
CHFPPC-ENF



Glory Days
CHFPPC-GRD



Sand Dune
CHFPPC-SND



Stepping Stone
CHFPPC-STS



Tortoise Island
CHFPPC-TTI